

# 15" Industrial Flat Panel Display - FP-5700T



**Features:**

- XGA Display TFT Touch Panel
- 16 Million colors
- Multi-touch gesture operation
- Automatic brightness adjustment sensor
- Supports Windows XP to Windows 8.1
- Automatic resolution adjustment
- Class 1 Div 2

**Performance Specifications**

Model	PFXFP5700TPD
Display Type	15" TFT Color LCD <sup>*2</sup>
Touch Panel	Multi touch (analog resistive)
Display Colors	16 Million Colors
Display Area	W304.1 x H228.1 mm (W11.97 x H8.98 in.)
Video	DVI-D <sup>*3</sup> Interface Connector
Graphics Display Resolution	1024 x 768
Backlight	White LED (Not user replaceable. When replacement is required, contact your local distributor.)
Backlight service life	50,000 hours or more (continuous operation at 25°C [77° F] before backlight brightness decreases to 50%)
Video interface <sup>*1</sup>	DVI-D input, DVI-D 24 pin (socket) x 1, 5 m
USB (Type A)	Front side: USB 2.0 (Type A) x 1
USB (Type B)	USB 2.0 (Type B) x 1

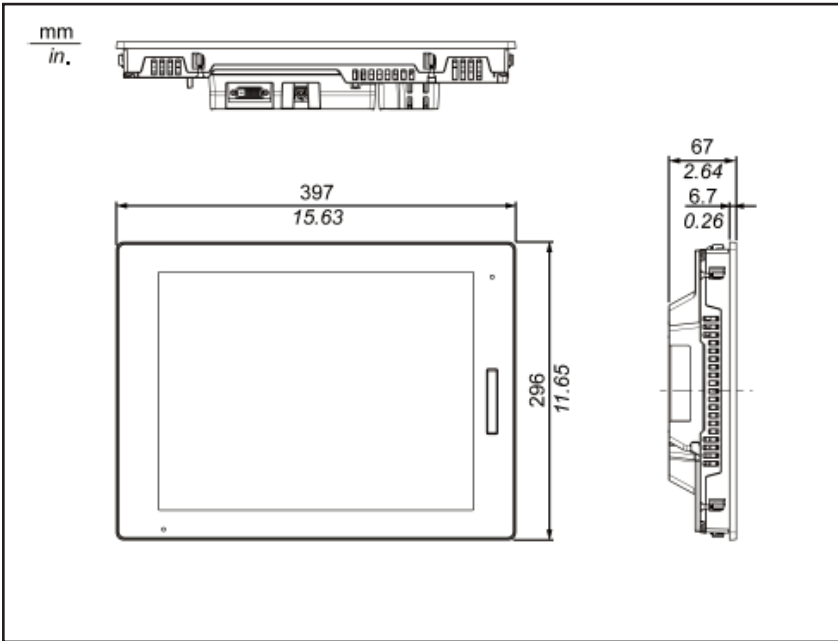
<sup>\*1</sup> Different formats can be used by using conversion adapters and cables. <sup>\*2</sup> Panel cutout dimensions are the same as those for the FP3000 series 10" and 12" models. XGA resolution can be used without the need for adjustment thanks to automatic resolution adjustment function. <sup>\*3</sup> Different formats can be used by using conversion adapters and cables.

**General Specifications**

Model	PFXFP5700TPD
Input Voltage	10.8 to 28.8Vdc
Power Consumption	21W or less (Backlight ON: 100% (Power is supplied to external devices)), 18W or less (Backlight ON: 100%, (Power is not supplied to external devices)), 11W or less (Backlight adjusted: 20% (Power is not supplied to external devices))m 8W or less (Backlight OFF, (Power is not supplied to external devices))0
Allowable Voltage Drop	12 Vdc: 2.5 ms or less, 24 Vdc: 10 ms or less
Voltage Endurance	1,000 Vac, 20 mA for 1 minute (between charging and FG terminals)
Insulation Resistance	500 Vdc, 10 MΩ or more (between charging and FG terminals)
Certifications	RoHS, UL508, CE, CSA-C22.2 No.142-M1987, EN55011 Class A, EN61000-6-2, Class 1 Div 2
Surrounding air and Storage temperature	32° to 140 °F (0 to 60°C), -4 to 140°F (-20 to 60°C)
Surrounding air and storage humidity	10% to 90% RH (non-condensing, wet bulb temperature 39 °F, [102.2 °F or less])
Dust	0.1mg/m <sup>3</sup> (10 <sup>-7</sup> oz/ft <sup>3</sup> ) or less (non-conductive levels)
Noise Immunity	Noise voltage: 1,000 Vp-p, Pulse duration: 1 μs, Rise time: 1 ns, (via noise simulator)
Grounding	Functional grounding: Grounding resistance of 100Ω, 2 mm <sup>2</sup> (AWG 14) or thicker wire, or your country's applicable standard (same for FG and SG terminals).
Electrostatic Discharge Immunity	Contact discharge method: 6 kV (IEC/EN 61000-4-2 Level 3)
Vibration Resistance	IEC/EN 61131-2 compliant, 5 to 9 Hz single amplitude 3.5 mm (0.14 in), 9 to 150 Hz fixed acceleration: 9.8 m/s <sup>2</sup> , X, Y, Z directions for 10 cycles (approx. 100 min.)
Weight	5.2 kg (11.5 lb) or less
External Dimensions	W397 x H296 x D67 mm (W15.6 x H11.7 x D2.64 in.)
Panel Cut-Out Dimensions	W383.5 x H282.5 mm (W15.1 x H11.12 in.) <sup>*4</sup> Panel thickness area: 1.6 to 5 mm (0.06 to 0.2 in) <sup>*5</sup>
Warranty	Two (2) year

<sup>\*4</sup> For dimensional tolerance, everything +1/-0 mm (+0.04/-0 in.) and R in angle are below R3 (R0.12 in). <sup>\*5</sup> Even if the installation wall thickness is within the recommended range for the panel cut dimensions, depending on wall's material, size, and installation location of this product and other devices, the installation wall could warp. To prevent warping, the installation surface may need to be strengthened.

**FP-5700T - External Dimensions**



**Ordering Information**

Part Number	Description
PFXFP5700TPD	15" TFT Color LCD, 24 Vdc


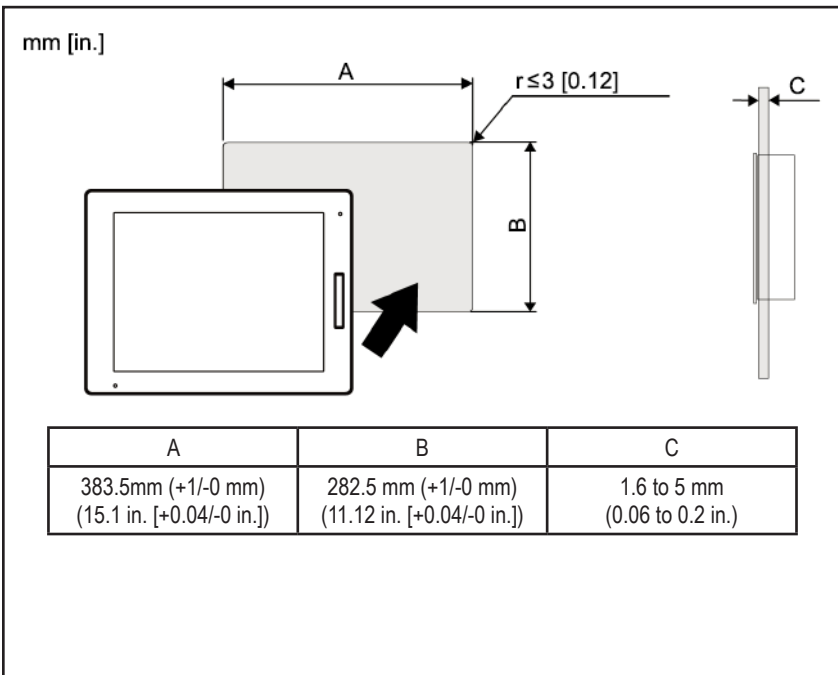
**Accessories or Replacement Components**

Product Name	Part Number
USB Cable	5m FP-US00
DVI-D Cable	5m FP-DV01-50
12-inch Installation Gasket	PFXZCDWG121
12-inch Environment Cover	PFXZCDOP121
12-inch Screen Protection Sheet(5 sheets/set)	CA7-DFS12-01
DC Power Supply Connector (Straight)	PFXZCBCNDC1

**Caution:** Before operating any of these products, please be sure to read all related manuals thoroughly.

- All product names used in this document are trademarks or registered trademarks of their respective companies.
- All information contained in this document is subject to change without notice.

**FP-5700T - Cut-Out Dimensions**



**Pro-face America**  
 Phone: 734.477.0600  
 Fax: 734.864.7347  
 www.profaceamerica.com

**Customer Service Hotline: 734.944.0482**

For more information  
**ACCESS** www.profaceamerica.com

**Pro-face**  
 for the best interface



# California Proposition 65 Warning—Lead and Lead Compounds

## Advertencia de la Proposición 65 de California—Plomo y compuestos de plomo

## Avertissement concernant la Proposition 65 de Californie—Plomb et composés de plomb

**⚠ WARNING:** This product can expose you to chemicals including lead and lead compounds, which are known to the State of California to cause cancer and birth defects or other reproductive harm. For more information go to: [www.P65Warnings.ca.gov](http://www.P65Warnings.ca.gov).

**⚠ ADVERTENCIA:** Este producto puede exponerle a químicos incluyendo plomo y compuestos de plomo, que es (son) conocido(s) por el Estado de California como causante(s) de cáncer y defectos de nacimiento u otros daños reproductivos. Para mayor información, visite : [www.P65Warnings.ca.gov](http://www.P65Warnings.ca.gov).

**⚠ AVERTISSEMENT:** Ce produit peut vous exposer à des agents chimiques, y compris plomb et composés de plomb, identifiés par l'État de Californie comme pouvant causer le cancer et des malformations congénitales ou autres troubles de l'appareil reproducteur. Pour de plus amples informations, prière de consulter: [www.P65Warnings.ca.gov](http://www.P65Warnings.ca.gov).

All trademarks are the property of Schneider Electric SE, its subsidiaries, and affiliated companies.

**Schneider Electric USA, Inc.**  
800 Federal Street  
Andover, MA 01810 USA  
888-778-2733  
[www.schneider-electric.us](http://www.schneider-electric.us)

Todas las marcas comerciales son propiedad de Schneider Electric SE, sus filiales y compañías afiliadas.

Importado en México por:  
**Schneider Electric México, S.A. de C.V.**  
Av. Ejercito Nacional No. 904  
Col. Palmas, Polanco 11560 México, D.F.  
55-5804-5000  
[www.schneider-electric.com.mx](http://www.schneider-electric.com.mx)

Toutes les marques commerciales sont la propriété de Schneider Electric SE, ses filiales et compagnies affiliées.

**Schneider Electric Canada, Inc.**  
5985 McLaughlin Road  
Mississauga, ON L5R 1B8 Canada  
800-565-6699  
[www.schneider-electric.ca](http://www.schneider-electric.ca)